

Welcome to your MSc Global Sustainable Development induction!



Dr. Marie Hale

Senior Lecturer and Programme Manager at MLA College

Housekeeping for the session


Please use the **Q&A** box if you have a question.

We will come to questions at the end.

You can **upvote** questions you want answered too.

Live captions can be enabled by selecting:

- **More**
- **Language and Speech**
- **Show Live Captions**



Welcome to the MSc Global Sustainable Development

We are delighted to welcome you to MLA College and to the MSc Global Sustainable Development programme.

You are joining a programme that is:

- flexible,
- globally relevant,
- interdisciplinary,
- and rooted in real-world sustainability challenges.
- You are also joining a learning community - not just a set of modules.



Why this programme?

Because sustainability challenges are complex, global, and connected.

This programme is designed to help you:

- think critically,
- learn across disciplines,
- connect theory with practice,
- and build confidence as a sustainability professional or researcher.



This Photo by Unknown Author is licensed under [CC BY-NC-ND](#)


What you will develop on this programme

By the end of the MSc, you will be better able to:

- understand sustainable development critically,
- work with the SDGs in a thoughtful way,
- compare sustainability across places and sectors,
- build strong, evidence-based arguments,
- and evaluate how change happens in practice.




Your year at a glance

Term 1  **Getting Started**
Weeks 1–13

Core modules

MLA719: Debating Sustainability

MLA720: Researching Sustainability

TERM 2  **Explore your interests**
Weeks 18–30

Choose your focus: 3 options

MLA721: Moving with the Times

MLA722: A Cultural Lens on Sustainability

MLA723: Hungry for Change

MLA724: Water's Sustainable Future

MLA725: Developing Sustainable Energy

MLA726: Managing Waste for a Sustainable Future

TERM 3  **Develop your research project**

Weeks 33–50

Core module

MLA727: Research Project

Key milestone
Proposal due after 4 weeks

What your year will feel like in practice

Terms 1 and 2 are mainly about taught study and assessments.

As the year goes on, your focus moves more toward your research project.

This means planning ahead really matters.

Top tip: Do not think only one module at a time — always keep an eye on what is coming next.




How learning works here

You will study in a flexible online learning environment.

Learning includes pre-recorded lectures, readings, and structured formative tasks.

Materials are available 24/7.

You will be supported by Associate Tutors and the wider programme team.



A banner for the course 'MLA719 Debating Sustainability'. The background is a scenic view of mountains at sunset with a forest in the foreground. The MLA College logo is in the top right corner. The text 'MLA719 Debating Sustainability' is in the bottom left. The 'Sustainable Development Goals' logo is in the bottom right. A navigation bar at the bottom contains three icons: 'Welcome' (handshake), 'My Module' (grid), and 'Assessment' (document).

What will help you thrive here

- Log in regularly, even when life is busy.
- Build a weekly routine you can actually sustain.
- Read the brief before you start writing.
- Ask questions early.
- Use tutorials well.



Your Tutors – Meet (some) of the GSD team!



Teodor Kalpakchiev
International Politics



Natalie Harris
Marine Conservation



Phyllis Ndonu
Environmental Law



Himasara Manikka Arachchige
Architecture and Engineering



Penelope Nozithelo Moyo
Marine Scientist



Ufy Egbegbedia
Health and Sustainability



Ellie Vincent
Wildlife Conservation



Glynn Skerratt
Chemistry and Water Management



Dr. Marie Harris
Senior Lecturer
Programme Manager



Dr. Paul Wri
Head of
Academics

Your Academic Tutor's role

Your tutor can help you:

- understand module expectations,
- think through assignment ideas,
- clarify what a task is asking,
- and point you towards the right support if your issue is not academic.

What tutors do not do

- pre-mark full drafts,
- tell you exactly what to write,
- or solve technical/admin issues themselves.



How to make the most of tutorials

Come with specific questions.

Bring a draft idea, structure, or problem to discuss.

Use tutorials to clarify, not to seek approval for every line.

Tutors usually aim to reply quickly, often within 24 hours, but please allow extra time at busy points in term.

Top tip: The best tutorials happen when you have done some thinking first.



Assessment – How does it work?

Across the programme, you will complete a range of assessments.

The main things to remember are:

- always read the brief carefully,
- use feedback to improve your next piece of work,
- and give yourself enough time to plan, write, and submit.

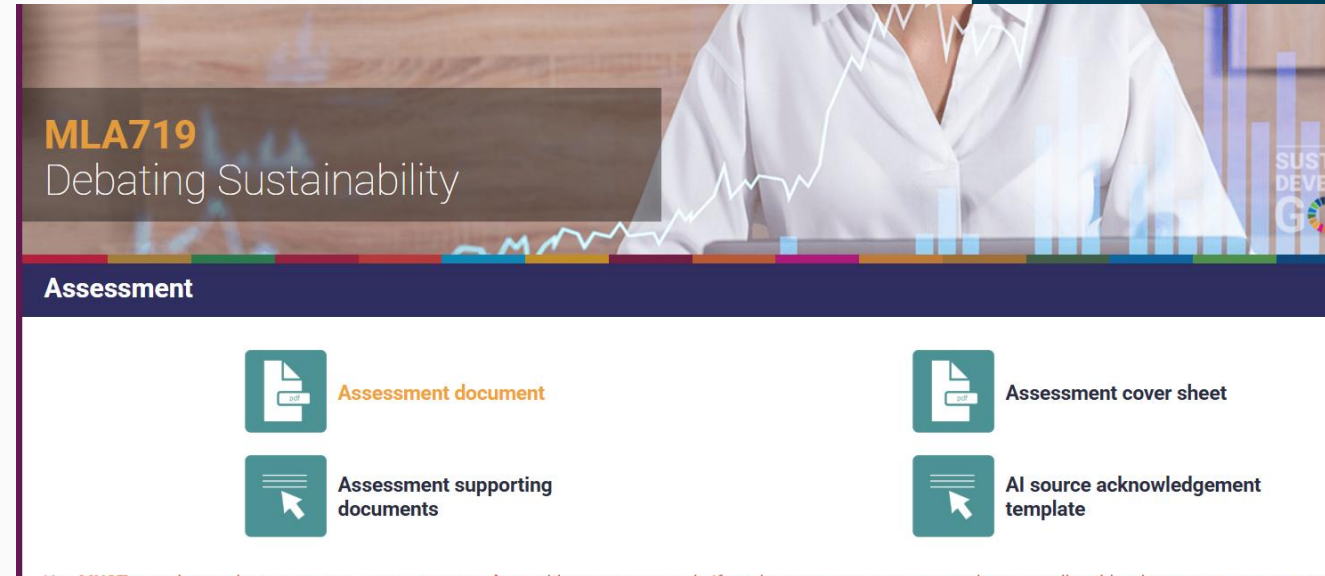


Start with the assessment brief

Before you begin, check:

- what the task is asking,
- what format is required,
- Include cover sheet,
- how the work will be assessed,
- and what the marking criteria say at the end.

The criteria are there to help you understand what strong work looks like.



The screenshot shows a digital interface for an assessment brief. At the top, it displays 'MLA719 Debating Sustainability' in orange and white text. Below this is a dark purple bar with the word 'Assessment' in white. The main content area is white and contains four icons with labels: 'Assessment document' (orange text), 'Assessment supporting documents' (black text), 'Assessment cover sheet' (black text), and 'AI source acknowledgement template' (black text). Each icon is a teal square with a white symbol representing a document or list. At the bottom, there is a red warning line with text that is partially obscured.

Before you submit any assignment

- Set up your Turnitin access early.
- Do not wait until deadline day for your first upload.
- Check the cover sheet.
- Re-read the brief.
- Make sure you are uploading the right file in the right place.

Top tip: A calm submission starts the day before, not five minutes before.



Term 1: MLA 719 – Debating Sustainability

Presentation deadline:

Between **Monday 29 June 2026** and **Friday 10 July 2026**

What you will do

- Deliver a **10–15 minute presentation** to your tutor.
- Focus on **one local case study**.
- Show how it links to one or more **SDGs**.
- Evaluate it using the evaluation framework

Then later:

Your written report, due **Friday 21 August 2026 at 5pm UK time**, brings together **two further case studies**.

Top tip:

Do not just describe the case — explain why it matters and how you are evaluating it.



This Photo by Unknown Author is licensed under [CC BY](#)



Term 1: MLA 720 – Researching Sustainability

MLA720: Researching Sustainability

Presentation deadline:

Between **Monday 29 June 2026** and **Friday 10 July 2026**

What you need to know

Full-time students complete the mid-term presentation in this same two-week window.

The presentation is a chance to test your thinking with your tutor.

Your final assessment includes a **reflective piece** and a **project proposal**.

Written work is due **Friday 21 August 2026 at 5pm UK time**.

Top tip: Treat this presentation as a stepping stone towards your final submission.



Support and who to contact

- **Academic Tutor** — module content, tutorials, academic questions
- **Programme Team** — wider programme matters and progression questions
- **Technical Support** — TLP access or platform issues
- **Student Admin** — administrative queries
- **Student Finance** — finance-related matters
- **Student Support / Adaptations** — disability support and reasonable adjustments
- **Top tip:** If you are not sure where to start, ask your tutor or the programme team.



What successful students tend to do

Successful students usually:

- Engage regularly.
- Read the brief carefully.
- Ask for help early.
- Use feedback.
- Keep planning, reading, and reflecting.



Opportunities beyond the module

There is more here than assignments

You are also encouraged to join the wider academic community.

Examples include:

- **3 Paper Friday** with Dr Paul Wright, sharing three academic papers on Padlet to encourage engagement with research literature;
- **Eco Café** sessions to connect with peers and discuss ideas in an informal setting; additional academic skills or topical sessions, including current themes such as AI and related issues.



ONLINE
ECO CAFÉ

A relaxed and interactive gathering for everyone on the Global Sustainable Development & Sustainability in Practice programmes.

📅 29th October 2025 🌐 4:30pm - 6:00pm GMT

DON'T MISS OUT

🌐 Visit mla.ac.uk ☎ +44 (0) 203 997 7555

 **MLA COLLEGE** In partnership with  **UNIVERSITY OF PLYMOUTH**

The banner features a background image of hands holding soil and small plants. It includes the event title "ONLINE ECO CAFÉ", a description, date and time, a "DON'T MISS OUT" call to action, contact information, and logos for MLA College and the University of Plymouth.

Student voice and peer connection

Studying online does not mean studying alone

- Student voice matters on this programme.
- Your student representative helps raise common issues and suggestions.
- Peer spaces, such as WhatsApp groups, can help you stay connected.
- Learning works better when you feel part of a community.



Your first few steps

Over the next few days:

- access the programme handbook and key documents;
- download your Total Learning Package;
- check your module structure;
- set up Turnitin early;
- identify your tutor and support contacts;
- begin building a weekly study routine.



Before we finish...

- What are you most looking forward to?
- What feels least familiar right now?
- What is one strength you are bringing with you?



We are very glad you are here, and we look forward to working with you.



Contact Us

@ info@mla.ac.uk

+44 (0) 203 997 7555

www.mla.ac.uk

